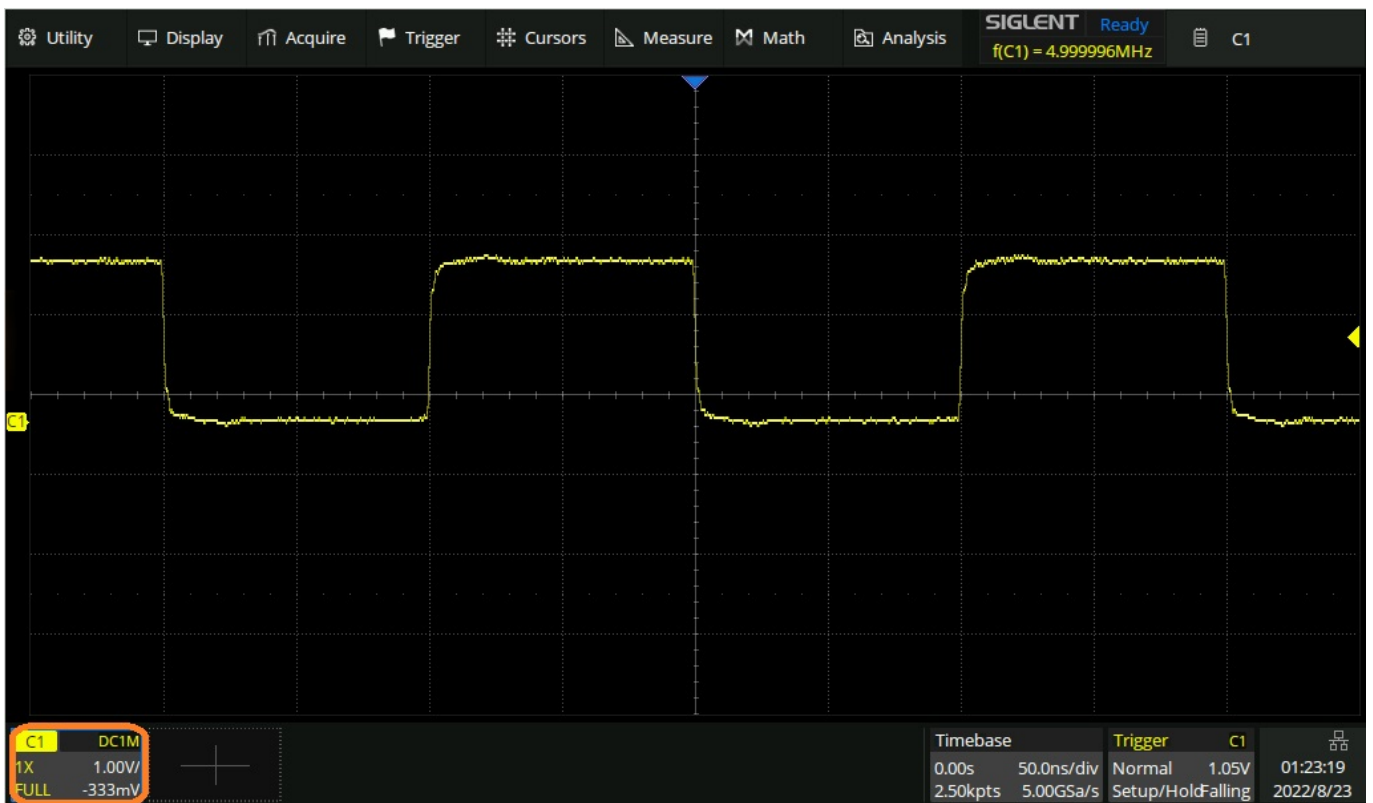


August 22, 2022

The SIGLENT SDS2000X Plus, SDS2000X HD, SDS5000X, and SDS6000A series of oscilloscopes feature trace labels that can be edited by the user. This can make it much easier to differentiate traces on the display as well as in saved images of the display for reporting, etc..

In this tip, we will show you how to create and edit a trace label quickly:

1. Open the channel control menu by pressing either the front panel channel button ("1" for channel 1, "2" for channel 2, etc..) or the channel indicator box on the display. Here, we are pressing on the channel indicator box as shown below:

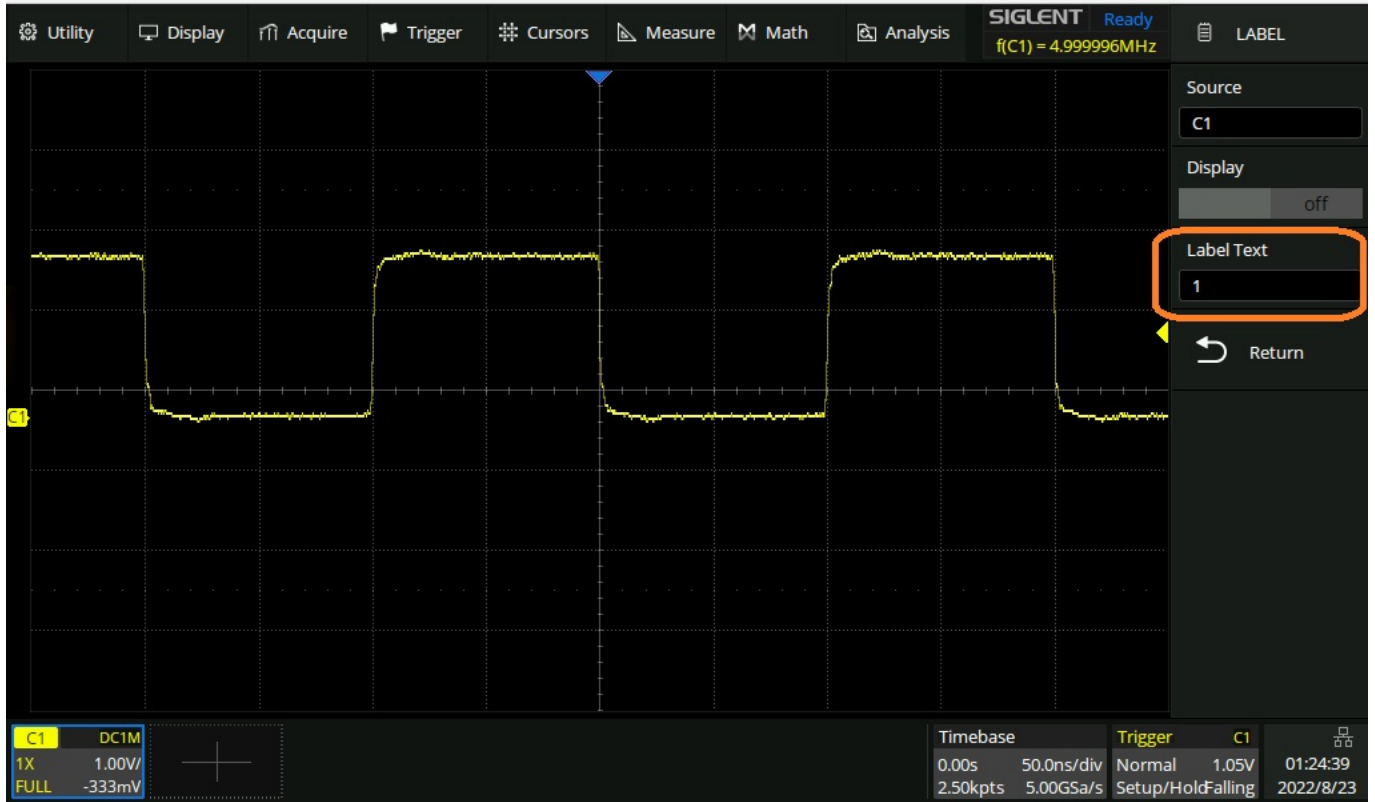


This opens the Channel menu.

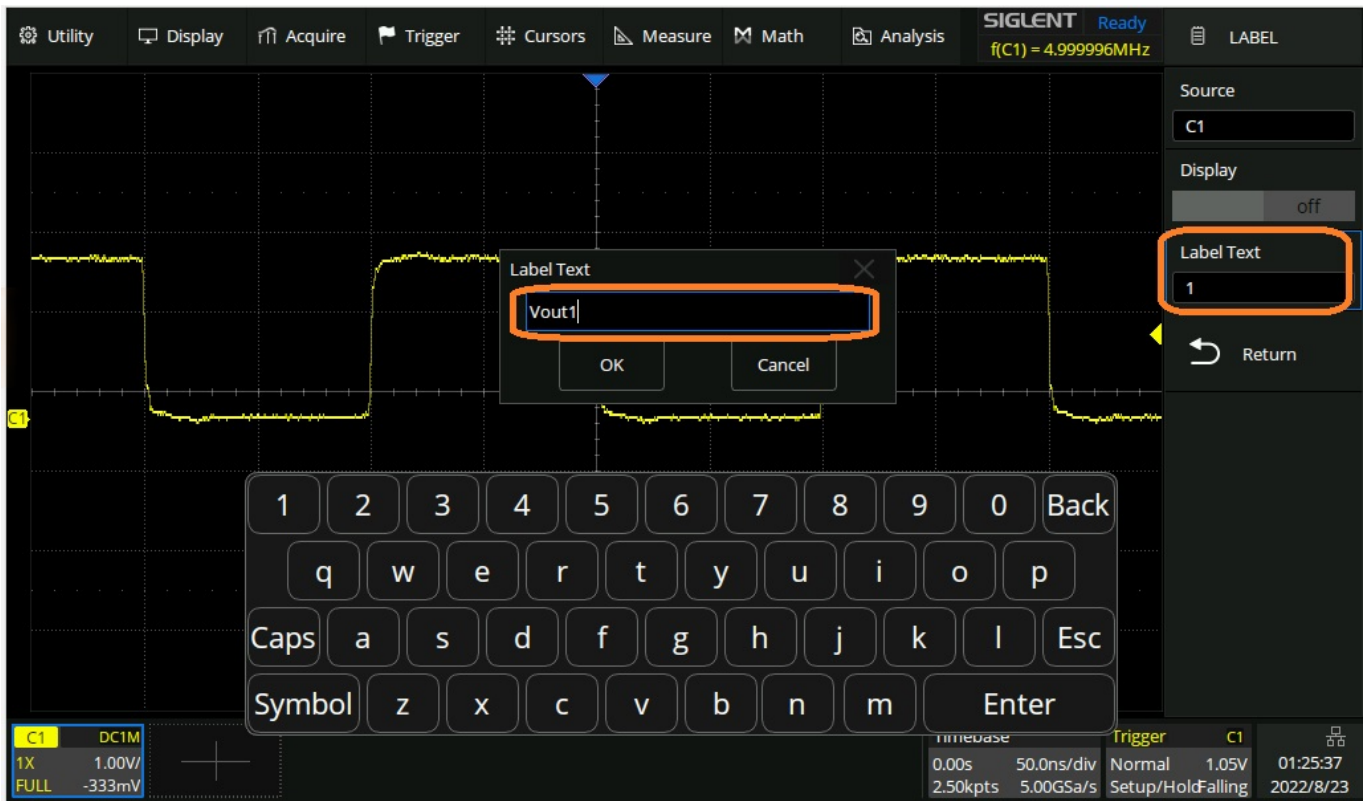
2. Select Label



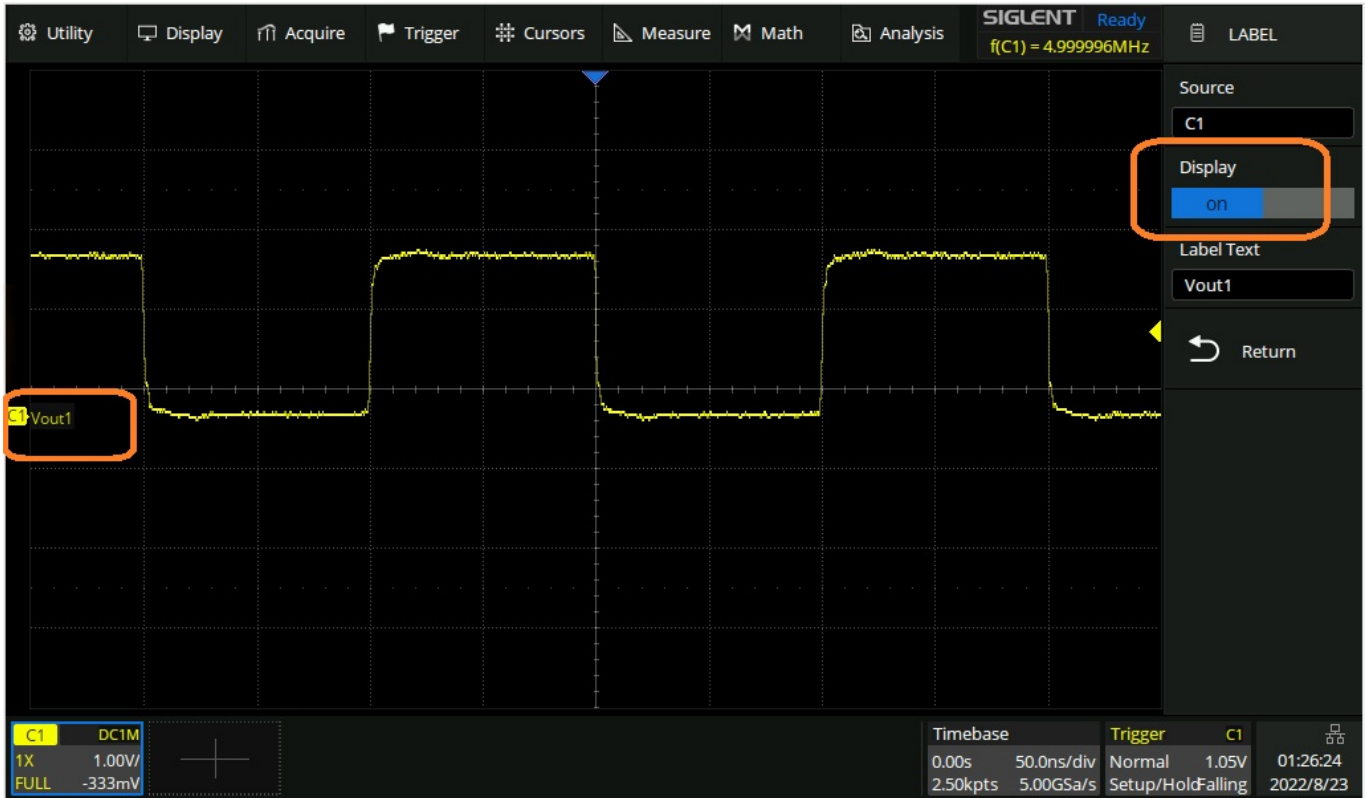
3. Click on the text box



4. Press the textbox in the Label Text window and a keyboard will appear. Select the characters you wish to enter and press OK when finished.



5. To enable the custom label, turn the label display ON:



To clear a label, select Label Text > Select the space just to the right of the last character (as shown with a vertical cursor '|' below) and press-and-hold Back:

The image shows the SIGLENT oscilloscope interface. At the top, the menu bar includes Utility, Display, Acquire, Trigger, Cursors, Measure, Math, Analysis, and a status bar showing 'SIGLENT Ready' and 'f(C1) = 4.999996MHz'. The main display area shows a yellow square wave. A 'Label Text' dialog box is open, containing a text input field with 'Vout1' and a cursor, and 'OK' and 'Cancel' buttons. A virtual keyboard is overlaid at the bottom, with the 'Back' key highlighted in an orange box. On the right side, a control panel for the 'LABEL' function is visible, showing 'Source: C1', 'Display: off', 'Label Text: 1', and a 'Return' button. The bottom status bar displays channel settings for 'C1' (DC1M, 1X, 1.00V, FULL, -333mV), timebase settings (0.00s, 50.0ns/div, 2.50kpts, 5.00GSa/s), trigger settings (Normal, 1.05V, Setup/HoldFalling), and the date/time (01:25:37, 2022/8/23).



### **North American Headquarters**

SIGLENT Technologies America, Inc  
6557 Cochran Rd Solon, Ohio 44139  
Tel: 440-398-5800  
Toll Free: 877-515-5551  
Fax: 440-399-1211  
[info@siglent.com](mailto:info@siglent.com)  
[www.siglentamerica.com/](http://www.siglentamerica.com/)

### **European Sales Offices**

SIGLENT TECHNOLOGIES EUROPE GmbH  
Staetzlinger Str. 70  
86165 Augsburg, Germany  
Tel: +49(0)-821-666 0 111 0  
Fax: +49(0)-821-666 0 111 22  
[info-eu@siglent.com](mailto:info-eu@siglent.com)  
[www.siglenteu.com](http://www.siglenteu.com)

### **Asian Headquarters**

SIGLENT TECHNOLOGIES CO., LTD.  
Blog No.4 & No.5, Antongda Industrial Zone,  
3rd Liuxian Road, Bao'an District,  
Shenzhen, 518101, China.  
Tel: + 86 755 3661 5186  
Fax: + 86 755 3359 1582  
[sales@siglent.com](mailto:sales@siglent.com)  
[www.siglent.com/ens](http://www.siglent.com/ens)