

How to delete files from the internal memory for SDG6000X arbitrary function generators

December 08, 2021

SIGLENT SDG arbitrary waveform generators can store a number of arbitrary waveform files in their internal memory.

You can manually delete them using the Store/Recall button on the front panel.

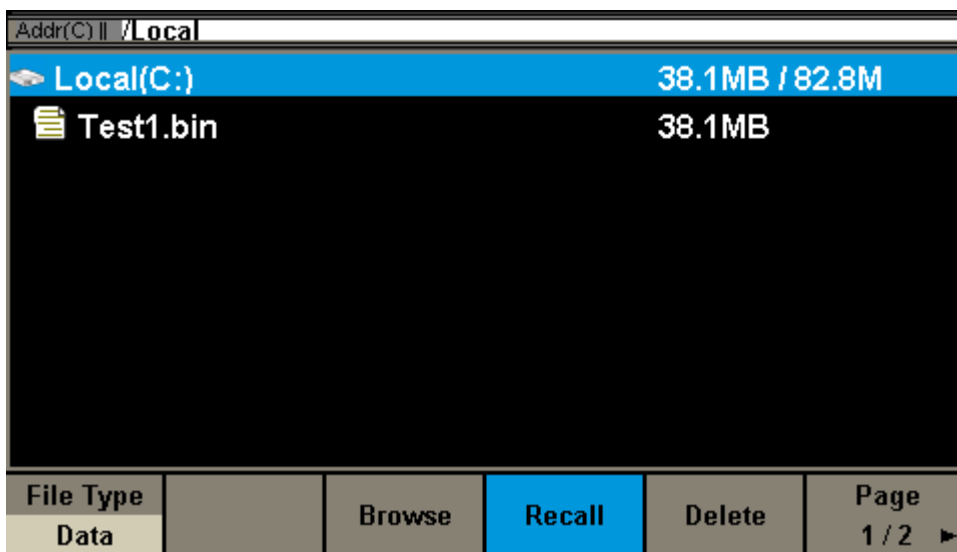
To delete them remotely you can send the following SCPI command:

```
DEL_STORE_FILE filename.bin
```

Where *filename.bin* is the filename you wish to remove.

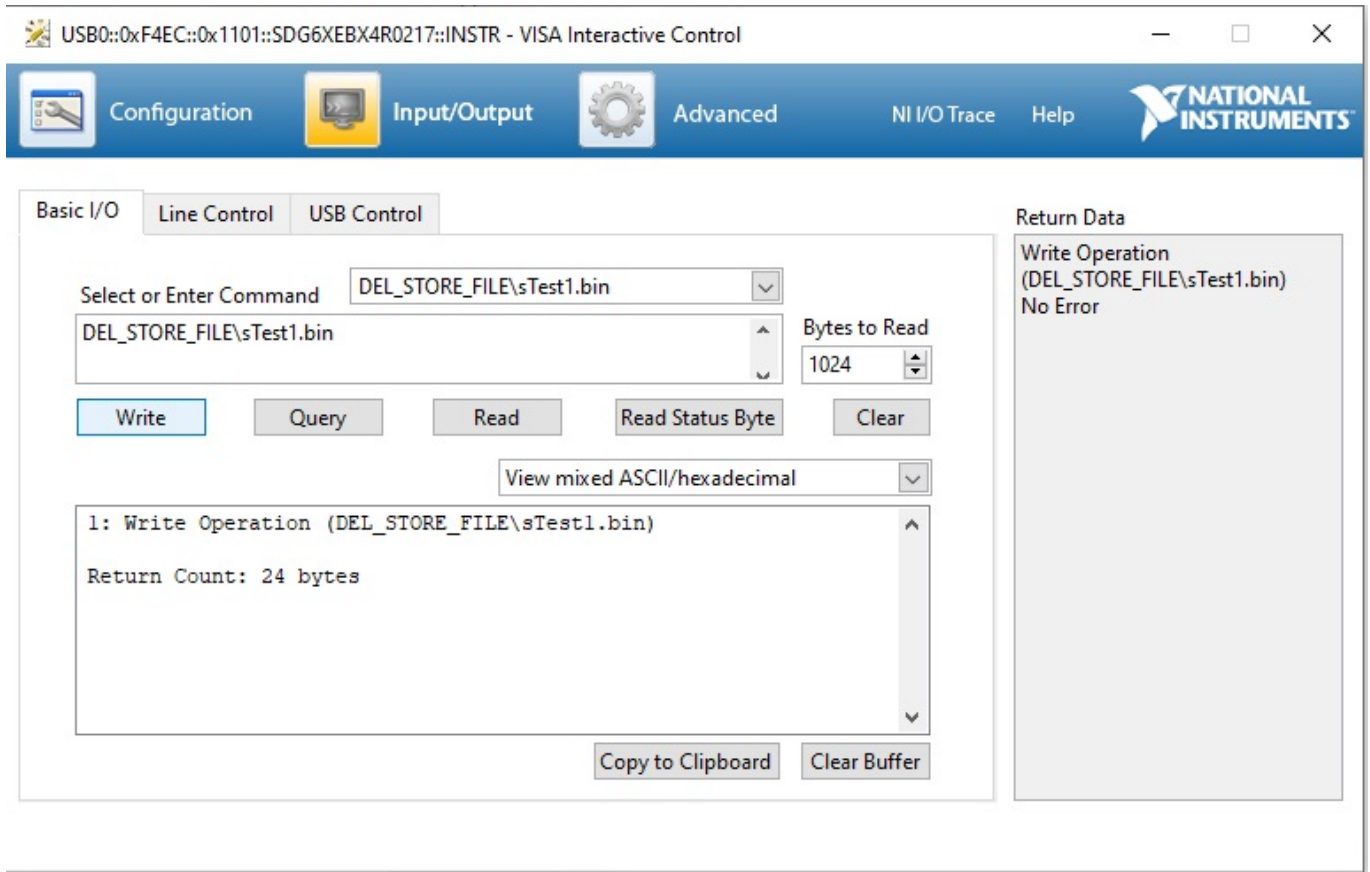
Here is an example where the file *Test1.bin* is deleted using National Instruments Measurement and Automation Explorer (MAX) software and an SDG6 connected via USB to the controlling computer:

First, manually verify the file name by pressing Store/Recall and select Local (C):

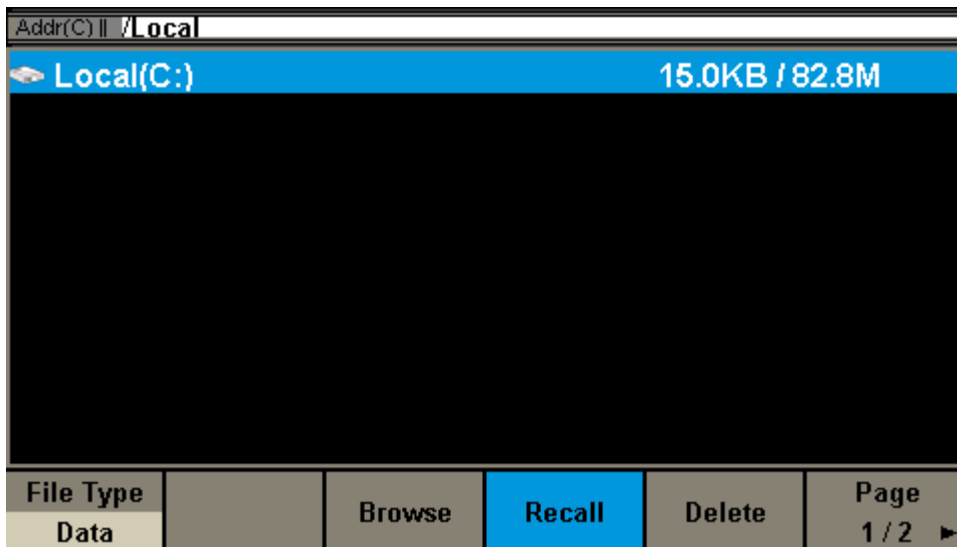


NOTE: You can find waveform files (with file extension *.bin) by sending the command "STL? USER" or checking manually.

Now, send the command:



Press Store/Recall to refresh the display and note that the file has been removed:





North American Headquarters

SIGLENT Technologies America, Inc
6557 Cochran Rd Solon, Ohio 44139
Tel: 440-398-5800
Toll Free:877-515-5551
Fax: 440-399-1211
info@siglent.com
www.siglentamerica.com/

European Sales Offices

SIGLENT TECHNOLOGIES EUROPE GmbH
Staetzlinger Str. 70
86165 Augsburg, Germany
Tel: +49(0)-821-666 0 111 0
Fax: +49(0)-821-666 0 111 22
info-eu@siglent.com
www.siglenteu.com

Asian Headquarters

SIGLENT TECHNOLOGIES CO., LTD.
Blog No.4 & No.5, Antongda Industrial Zone,
3rd Liuxian Road, Bao'an District,
Shenzhen, 518101, China.
Tel:+ 86 755 3661 5186
Fax:+ 86 755 3359 1582
sales@siglent.com
www.siglent.com/ens