

How to install options on the SDS2000 and SDS2000X Series of Oscilloscopes

October 25, 2017

The SIGLENT SDS2000 and SDS2000X Series of Oscilloscopes have multiple options to fulfill your measurement requirements. You can view the options currently installed on the oscilloscope or activate the newly bought option serial number through the Utility menu.

To install an option:

1. Press the **Utility** button on the front panel to enter the UTILITY function menu.
2. Press the **Next Page** softkey to go to the second page of the UTILITY function menu.
3. Press the **Next Page** softkey to go to the third page of the UTILITY function menu.
4. Press the **Options** softkey to enter the OPTION function menu.

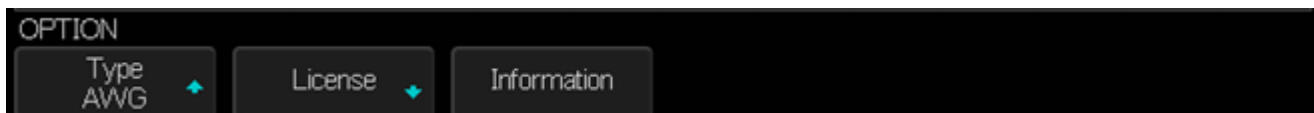


Figure 1: The OPTION Function Menu

5. Press the **Type** softkey; then turn the Universal Knob to select the module to be installed and push down the knob to confirm.
6. Press the **License** softkey to enter the LABEL function menu to input the license.

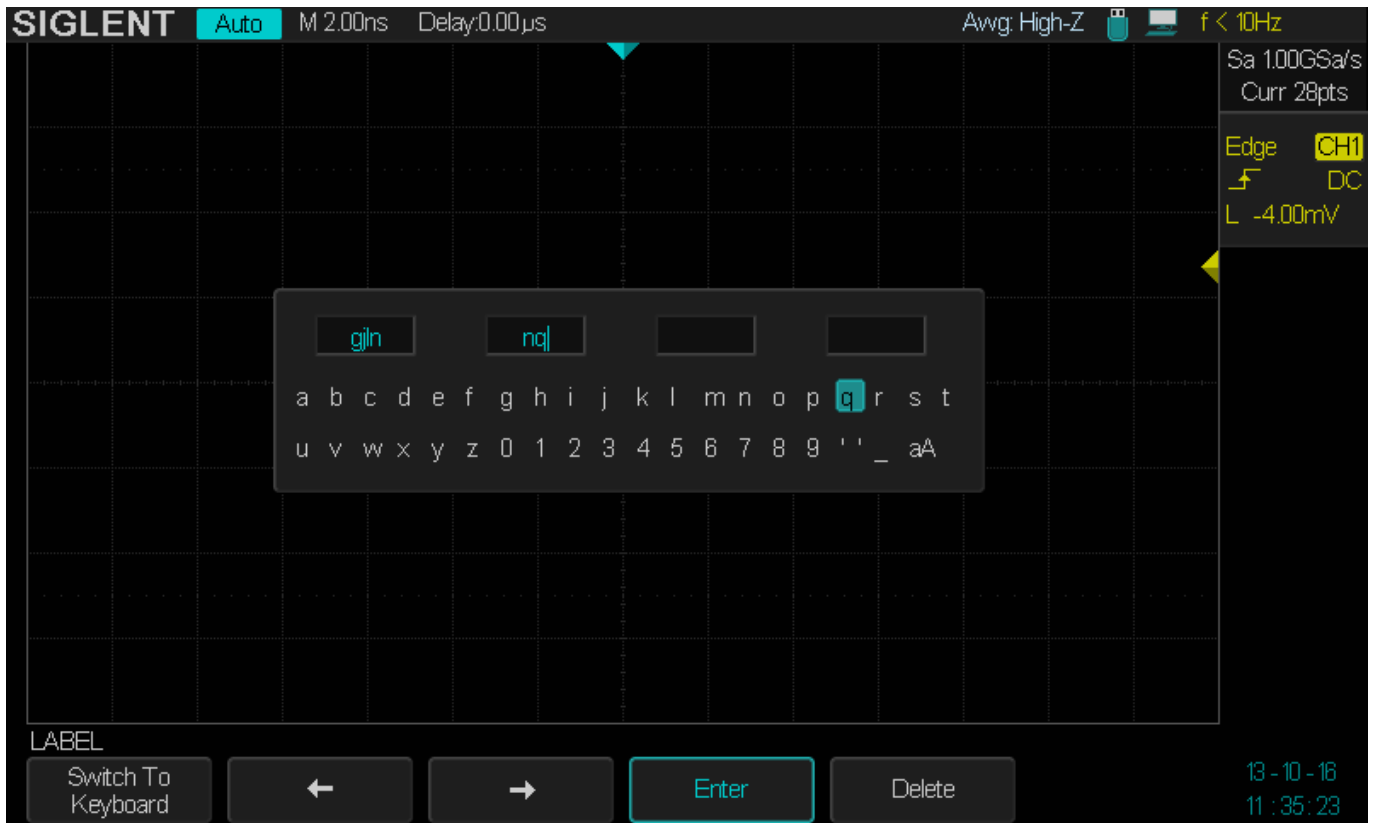


Figure 2: The LABEL Function Menu.

When the Switch To Softkey is set to Keyboard:

- Turn the Universal Knob or press the ← softkey and the →softkey to select character; Push down the Universal Knob or press the Enter softkey to input the character.
- Press the Delete softkey to delete the incorrect character.

When the Switch To softkey is set to License:

- Turn the Universal Knob or press the ← softkey and the →softkey to select a character.
- Push down the Universal Knob or press the Enter softkey to confirm the characters and the oscilloscope will activate the corresponding option using the current license key.
- Press the Delete softkey to delete characters if you make a mistake.

To view option information, press the information softkey:

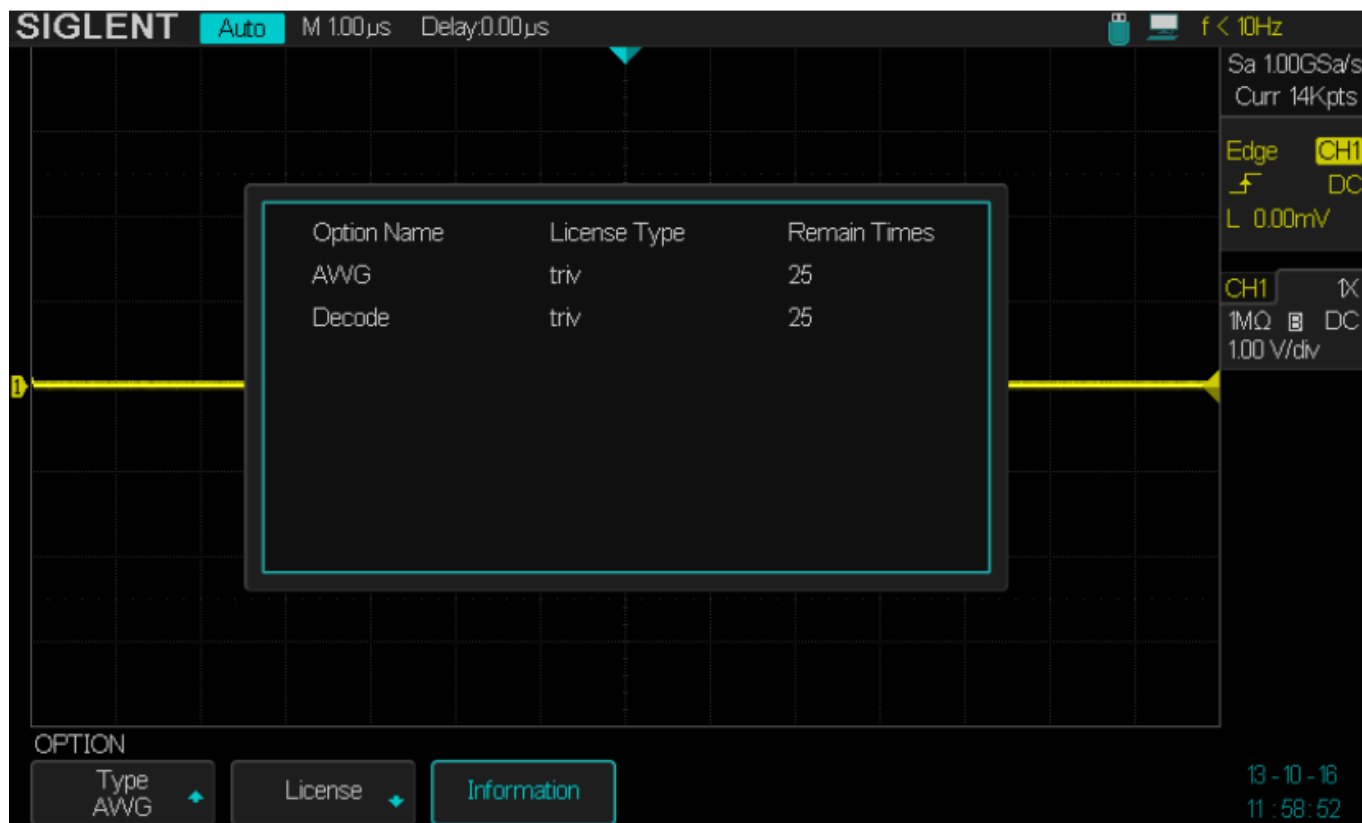


Figure 3: The Scope Option Information screen.



North American Headquarters

SIGLENT Technologies America, Inc
6557 Cochran Rd Solon, Ohio 44139
Tel: 440-398-5800
Toll Free:877-515-5551
Fax: 440-399-1211
info@siglent.com
www.siglentamerica.com/

European Sales Offices

SIGLENT TECHNOLOGIES EUROPE GmbH
Staetzlinger Str. 70
86165 Augsburg, Germany
Tel: +49(0)-821-666 0 111 0
Fax: +49(0)-821-666 0 111 22
info-eu@siglent.com
www.siglenteu.com

Asian Headquarters

SIGLENT TECHNOLOGIES CO., LTD.
Blog No.4 & No.5, Antongda Industrial Zone,
3rd Liuxian Road, Bao'an District,
Shenzhen, 518101, China.
Tel:+ 86 755 3661 5186
Fax:+ 86 755 3359 1582
sales@siglent.com
www.siglent.com/ens