

SVA1000X Firmware Revision History

Version	Revision
V2.2.1.2.7 2020/05/12	<p>Notice:</p> <p>This firmware must be upgraded from V2.1.1.1.12a or later. If your SVA1000X has an earlier version, please update to V2.1.1.1.12a first and then proceed to update to the latest version.</p> <p>New Functionality:</p> <ul style="list-style-type: none"> • Add Limit mask offset in SA mode • Frequency LOG scale in VNA mode • Add OPEN、SHOT、enhanced response in VNA mode • Add 85033D/E Cal kit in VNA mode • Save/recall .cal file in VNA mode • Port 1 power (TG) adjustable in VNA mode • Zero span in VNA mode <p>Improvements:</p> <ul style="list-style-type: none"> • Smooth the glitch in Phase format in VNA mode <p>Solved Issues:</p> <ul style="list-style-type: none"> • Fixed AM and FM symbol rate error, Lpf coefficient error, in AMA mode • Fixed Filter bandwidth error in DMA mode • Fixed Freq counter error in SA mode • Fixed Harmonic error in SA mode • Help Display error
V2.2.1.2.5 2019/11/11	<p>Notice:</p> <p>This firmware must be upgraded from V2.1.1.1.12a or later. If your SVA1000X has an earlier version, please update to V2.1.1.1.12a first and then proceed to update to the latest version.</p> <p>Improvements:</p> <ul style="list-style-type: none"> • Optimize trace, marker, signal track, TG normalization in SA Mode • Optimize calibration flow, calibration algorithm and sweep speed in VNA Mode • Optimize web server UI <p>Solved Issues:</p> <ul style="list-style-type: none"> • Fixed video trigger fail, errors in Harmonic measurement in SA Mode • Fixed admittance error, port extensions error in VNA Mode • Fixed spectrum amplitude error, meas error, waveform discontinue in MA Mode • Fixed English help, system message
V2.2.1.2.2 2019/8/1	<p>Notice:</p> <p>This firmware must be upgraded from V2.1.1.1.12a or later. If your SVA1000X has an earlier version, please update to V2.1.1.1.12a first and then proceed to update to the latest version.</p>

Version	Revision
	<p>New Functionality:</p> <ul style="list-style-type: none"> Add a spectrum view, marker for MA Mode Add mode couple for center frequency Add system message <p>Improvements:</p> <ul style="list-style-type: none"> Optimize .sta file, trace interpolation for VNA Mode Optimize PSK/QAM clock sync ability for MA Mode <p>Solved Issues:</p> <ul style="list-style-type: none"> Fixed AVG, Math bug for VNA Mode Fixed Date&Time set bug
V2.2.1.2.1 2019/6/1	<p>Notice:</p> <p>This firmware must be upgraded from V2.1.1.1.12a or later. If your SVA1000X has an earlier version, please update to V2.1.1.1.12a first and then proceed to update to the latest version.</p> <p>New Functionality:</p> <ul style="list-style-type: none"> Add CNR, Harmonic measurement in AMK options for SA Mode Add port extensions, user cal kit, new marker functions, correction switch, multi-traces and multi-format overlay display for VNA Mode Extend xQAM, MSK, xPSK modulation analysis in DMA option for MA Mode Add new marker functions, multi-traces and multi-format overlay display for MA Mode Add SCPI commands for VNA and MA Modes Add some system functions: Screen Annotation in Display menu, FTP server for file transfer <p>Improvements:</p> <ul style="list-style-type: none"> Optimize UI, refresh and response for all Modes Optimize SCPI commands for basic control, such as INIT, *OPC?, *ESR, Abort, etc. Optimize Log scale axes, Peak search, Auto tune, TG normalization for SA Mode Optimize S11 and S21 simultaneous measurement, calibration control, trace control and auto scale for VNA Mode Optimize some system functions: Power Saving, IP config <p>Solved Issues:</p> <ul style="list-style-type: none"> Fixed OBW Transmit Freq Error Fixed bugs during Mode switch
V2.1.1.1.13 2018/11/1	<p>New Functionality:</p> <ul style="list-style-type: none"> Screen saver for power saving

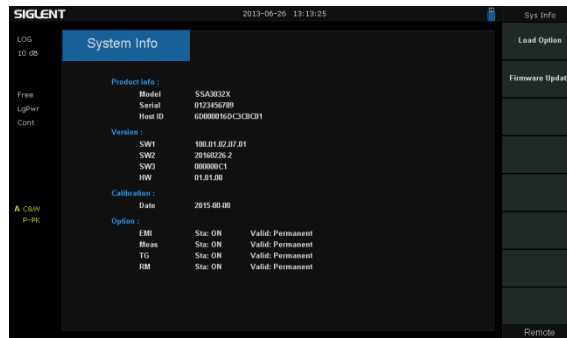
Version	Revision
	<ul style="list-style-type: none"> VNC View only for web server VNA: .csv file for each format, Expand Phase for marker <p>Improvements:</p> <ul style="list-style-type: none"> VNA: Auto Scale, min Scale to 0.1 dB DTF: logistic scale for RL display <p>Solved Issues:</p> <ul style="list-style-type: none"> Invalid Demod time in FM Scale in TG Wrong units in Markers and peaks Boot or Mode start lock up Udisk display wrong files SCPI command incompatible Min span to 10kHz in AMK power measurement
V2.1.1.1.12a 2018/8/8	<ol style="list-style-type: none"> Spectrum Analysis mode : Improved the stability of sweep and interface. VNA mode: fasten the VNA sweep speed; expand the minimum span from 10M to 10 kHz. Modulation Analysis mode: add trigger, optimize the modulation analysis algorithm. Add user port number selection for web server.

Update Instructions

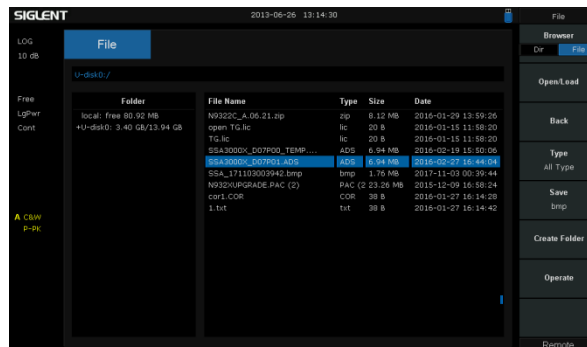
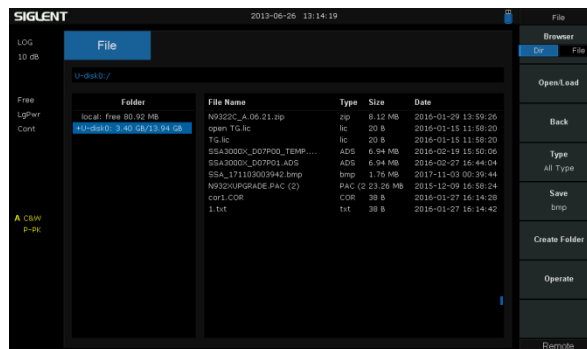
- Copy the update file (*.ads) to a FLASH type U-disk, and then connect the U-disk to the USB host port(10) of the instrument.



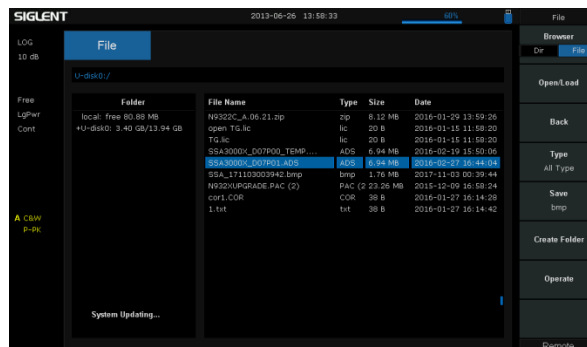
- Press the **System** key on the front panel, and then softkey "System->System Info-> Firmware Update", to enter the interface of the file browser.



- Select "U-disk" thru the knob on the front panel, press "Browser", and then select the correct ADS file using the knob



- Press "Open/Load" to start the update. A progress bar is displayed during the update. When updating complete, the spectrum analyzer will restart automatically.



WARNING:

DO NOT shut down the instrument during updating

